
















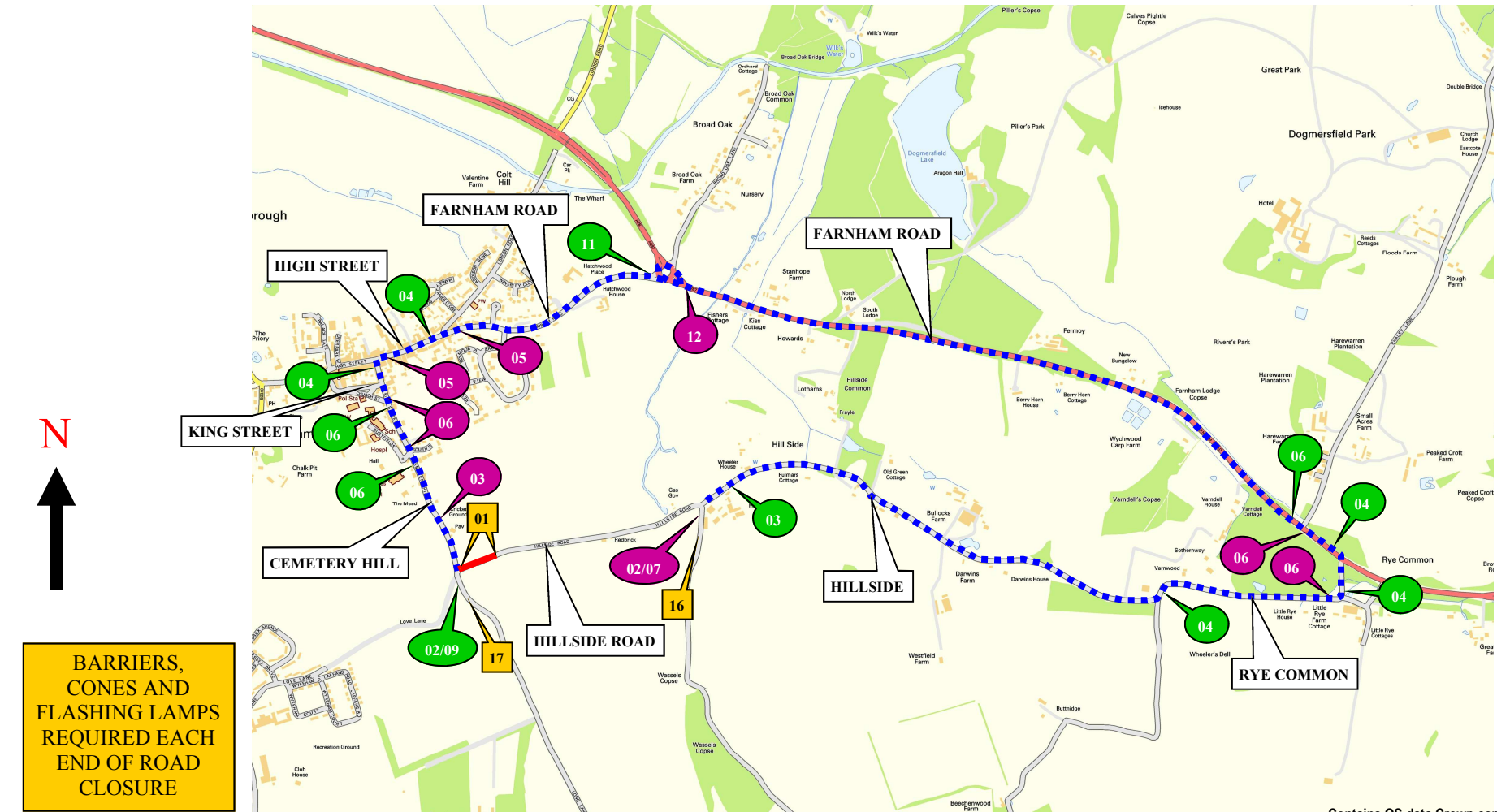


<b>KEY</b> 01A ADVANCED WARNING ACCESS TO ROAD AHEAD CLOSED ON — TO — FOR — DAYS FROM — TO —	 01	 02	 04	 06	 08	 10	 12	 14	 15
		 03	 05	 07	 09	 11	 13		



16



17



18



19



**BARRIERS, CONES AND FLASHING LAMPS REQUIRED EACH END OF ROAD CLOSURE**

Contains OS data Crown copyright and database rights 2019



**A-Plant Lux Traffic Control & Management**  
 Kemble Airfield Enterprise Park  
 Cirencester Road  
 Kemble  
 GL7 6BQ

**NOTES**






1 ALL EQUIPMENT SHALL BE APPROVED AND SHALL COMPLY WITH THE DEPARTMENT OF TRANSPORT SPECIFICATION MCE0111 THIS DRAWING DOES NOT SHOW THE NORMAL ROADWORKS SIGNING THAT WILL BE REQUIRED (chapter 8)

2. ALL SIGNS TO BE IN ACCORDANCE WITH TSGRD 2002 AND TO MINIMUM CLASS 2 RETROREFLECTIVE

3. MINIMUM HEIGHT OF LETTERING TO BE 60MM AND SIGN BOARDS TO BE MIN 1000MM\*750MM WHERE APPROPRIATE

THIS DRAWING IS PROTECTED BY COPYRIGHT AND THE INFORMATION CONTAINED THEREIN IS CONFIDENTIAL THE DRAWING MAY NOT BE COPIED AND THE INFORMATION CONTAINED THEREIN MAY NOT BE USED, OR DISCLOSED TO A THIRD PARTY, WHOLLY OR IN PART WITH THE WRITTEN PERMISSION OF APLANT LUX TRAFFIC CONTROLS LTD

CROWN COPYRIGHT DATA REPRODUCED BY PERMISSION OF THE CONTROLLER OF HMSO					
<b>CLIENT DETAILS</b>		<b>REP/DEPOT</b>	<b>DRAWN BY</b>		<b>ADDRESS</b>
OPENREACH		DD/133	GB		HILLSIDE ROAD, ODIHAM, HOOK RG29 1NQ
<b>AMEND NO</b>		<b>SHEET NO.</b>	<b>DATE</b>		
00		3 OF 3	18/01/2019		
SUITABLE TIME TO UNDERTAKE THE WORKS					
<b>OFFPEAK</b>	<b>NIGHT</b>	<b>WEEKEND</b>	<b>WEEKDAY</b>	<b>24 HOUR WORKS</b>	
X	2100-0600		0800-1700		
<b>BUS ROUTE AFFECTED</b>					

KEY	
	ROAD CLOSURE
	DIVERSION ROUTE
	ANTI-CLOCKWISE DIVERSION
	CLOCKWISE DIVERSION
	ROAD CLOSURE SIGN
<b>ROAD CLOSURE LENGTH APPROX</b> 40M	
<b>ROAD CLOSURE WIDTH APPROX</b> 6.3M	
<b>HIRE ADVICE</b>	133-S009695